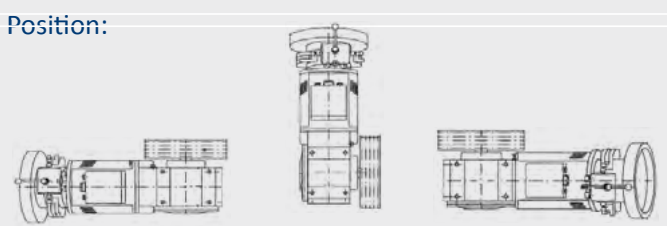


## MACHINE INQUIRY FORM

### GENERAL INFORMATIONS

Company:	Customer contact:	Tel.:
Order Quotation		Number device:
Statement ref:		Inquiry done the:

### INSTALLATION INFORMATIONS

Machine room:	<input type="text" value="ABOVE"/>	<input type="text" value="BELOW"/>	Side
Duty load:		kg	 <p>Position:</p> <p>left horizontal      vertical      right horizontal</p>
Car dead weight:		kg	
Counterweight weight:		kg -> 0%	
Car speed:		m/s	
Suspension:		:1	
Number of levels:			
Travel:		m	
Last level height:		m	
Pit:		m	
Compensation weight:		kg	

### CONTROLLER

Controller type:	<input type="text" value="Inverter*: f ≥ 45 Hz    f &lt; 45 Hz&lt;br/&gt;2 speeds"/>	Brake tension:	<input type="text" value="VCC"/>	<input type="text" value="VCA"/>
* Indicate whether the variator can be set to less than 45 Hertz				

### PULLEY / TRACTION DRUM

Ø pulley/drum:	mm	Step:	mm	Ø traction rope:	mm
Drum threading*:				Nbr of traction ropes:	
Max. drum length (if limited):			mm	Winding angle:	

### PULLEY / TRACTION DRUM

Nbr simple curvature pulleys:		Deflection pulley average Ø:	mm
Nbr reverse curvature pulleys*:		Smallest pulley Ø:	mm

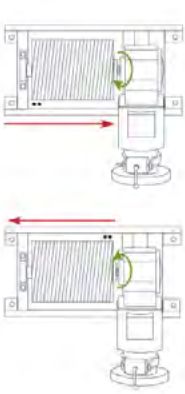
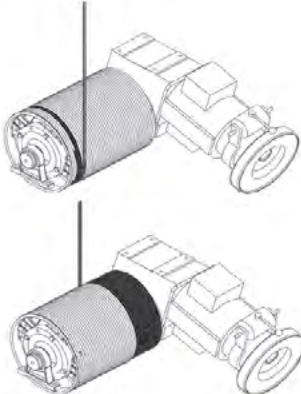
### OPTIONS

Encoder	Nbr points/rotation:	Voltage:	VCC
Brake on drawn shaft compliance with: Up overspeed (voltage 205 VCC) uncontrolled movements (A3)		Other specify:	VCC
Extended shaft		Distance between gear and pulley:	mm
Compliance with EN 81-20 (3rd rope retainer)		Distance axe gear // axe counterbearing:	mm

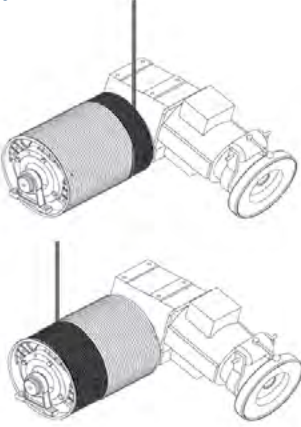
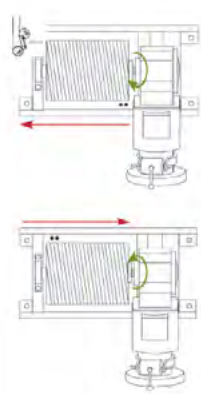
## MACHINE INQUIRY FORM

\* NOTE

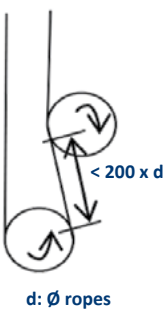
parallel left



parallel right



reverse  
curvature



### DRAWING OF THE CASE

--

### ADDITIONAL INFORMATION