



CABINE CAR

DIMENSIONS & FINITIONS SUR MESURE
CUSTOMIZED SIZES & FINISHES

Conforme EN 81-20 Compliant with EN 81-20




OCTÉ, DES SOLUTIONS PRÊTES-À-POSER
, READY-TO-FIT SOLUTIONS
, VITE LIVRÉES, VITE MONTÉES.
, FAST DELIVERY, FAST ASSEMBLY.




PLAFONDS CEILINGS



brossé G220
brushed G220



linen
linen




gravé grain cuir
engraved grain leather




RAL 9001
blanc / white

PAROIS PANELS


INOX
ép. 1,5 mm
STAINLESS STEEL
th. 1,5 mm



brossé G220
brushed G220



linen
linen



gravé grain cuir
engraved grain leather

VITRAGE
GLAZING



PEINTURE ÉPOXY
texturée ou lisse
EPOXY PAINT
textured or smooth



RAL 9001



RAL 1013



RAL 1001




RAL 7035




RAL 9011

autres couleurs
sur demande
Other colors
on request

STRATIFIÉ
ép. 2 mm
LAMINATE
th. 2 mm



S030
Strass Blanc
White Strass



DA0B
Dandy écru
Raw Dandy



H1334
ST9
Chêne Sorano
Sorano oak



H3113
ST15
Poirier Lindau
Lindau Pear Tree



F029
ST89
Granit Vercelli
Vercelli Granit



C141
Ciment Frais
Fresh Cement

BOIS VÉRITABLE
satiné ép. 2 mm
WOOD
satin th. 2 mm



Sycomore
Sycamore



Chêne clair
Light oak



T292
Noyer américain
American walnut



FR 112
Frêne
Ash



FR 19
Acajou
Mahogany



chêne wengé
Wenge oak

SOLS FLOORS

PVC
ép. 2 mm



25128503
Cemento palo
Light cement



25127026
Roble rustico
Rustic oak



25128014
Hormigon
Concrete



25128501
Arenisca
Sandstone



3009275
Piedra negra
Black stone



21003500
Negro
Black

GRANITE
mat ou brillant
ép. 12 mm
GRANITE
matt or glossy
th. 12 mm




Moca Crema
Mocha cream




Sabbia Greige
Greige sand



Bruno
Brown



Grigio
Gray




Belgian Blue
Belgian blue



Nero Galactica
Black galactica


SPÉCIFIQUE
SPECIFIC



Bac étanche
Waterproof
container



Tôle
antidérapante
Anti-slip sheet



Décaissé +
contre-plaqué
Car trough + plywood

ACCESSOIRES ACCESSORIES

ÉCLAIRAGE LED LED LIGHTING

ENCASTRÉS
RECESSED



spots
inox brossé
ou blanc
Brushed St/St
or white spots




dalle carrée
square panel
300 x 300 mm

EN APPLIQUÉ
SURFACE MOUNTED



dalle carrée
square panel
300 x 300 mm



dalle rectangle
rectangular panel
300 x 600 mm


PLINTHES SKIRTING




profil C
C profile



brossé G220
brushed G220




linen
linen



gravé grain cuir
engraved grain leather

MIROIR MIRROR




MAIN COURANTE HANDRAIL



ronde
round



plate
flat



inox brossé
Brushed St/St



inox ton or brossé
golden Brushed St/St

OCTÉ

Tel.: +33 9 69 32 22 57

contact@octe.eu • www.octe.eu